



PAVING SOLUTIONS



YOU CAN
COUNT ON





EQUIPMENT • RENTAL • SUPPORT

CONSTRUCTION | ENVIRONMENTAL | PAVING

Since 2007, Hills has been a resource for more than just equipment. While we specialize in three unique equipment industries, our principles are about more. It's about providing reliable and credible support through the entire lifecycle of the work — from financial services and equipment training to 24/7 support, collaborative fleet management, parts, maintenance, service, repair, equipment-and-attachment rental and application-specific know-how.

Hills brings solutions to help you win more work, drive uptime, stay ahead of schedules and keep the total cost of ownership down.

PAVING

Partner with our longtime asphalt industry pros and our dedicated service team. We're ready with 24/7 service and responsiveness — because we know that the road waits for no one, and uptime is the key to your success.



*OEM availability varies by region. Consult your Hills Rep.



UPTIME OPERATIONS

Uptime is Standard at Hills

All new equipment from Hills Machinery receives one year of Uptime Service coverage* including real-time machine monitoring, preventative maintenance (parts and labor) and downtime prevention alerts.

*Uptime Service coverage varies for compact equipment and does not include preventative maintenance parts and labor.

Road Wideners



| Brand | Model | Net hp | Hopper Capacity | Spread Width | Tons Per Hour |
|---------|-------|--------|-----------------|--------------|---------------|
| Midland | SPD-6 | 62 | 2.75 Cubic yds | 6" | 300 |
| Midland | SPD-8 | 74 | 3 Cubic yds | 8" | 450 |

Cold Planers



| Brand | Model | Net hp | Shipping Wt | Cutting Width | Cutting Depth |
|-------|------------------------|-------------|---------------------|----------------|---------------|
| Astec | Roadtec RX-505 | 610 | 54,368 lbs | 79", 86" | 13" |
| Astec | Roadtec RX-600 (3 / 4) | 630 / 675 | 60,560 / 63,480 lbs | 79", 86" | 13" |
| Astec | Roadtec RX-700 (3 / 4) | 700 / 800 | 77,380 / 82,400 lbs | 79", 86", 98" | 14" |
| Astec | Roadtec RX-900 (3 / 4) | 950 / 1,050 | 94,000 / 98,000 lbs | 86", 98", 150" | 14" |

Material Transfer Vehicles



| Brand | Model | Net hp | Suspension | Conveyor Cap |
|-------|--------------------------------|--------|--------------------------------|--------------|
| Astec | Roadtec MTV-1100 | 250 | 18" Rock Lug | 600 tph |
| Astec | Roadtec MTV-1105 | 250 | 17.5" x 25" Rubber Track | 600 tph |
| Astec | Roadtec SB-1500 Shuttle Buggy® | 300 | 18" x 25" High-Flotation Tires | 600 tph |
| Astec | Roadtec SB-3000 Shuttle Buggy® | 310 | 21" x 35" Low Profile Tires | 600 tph |

Asphalt Brooms



| Brand | Model | Net hp | Shipping Wt | Brush Width | Axle Capacity |
|-------|----------------|--------|-------------|-------------|---------------|
| Astec | Roadtec FB-100 | 74 | 9,100 lbs | 72" - 96" | 14,000 lbs |

Maintainers




| Brand | Model | Net hp | Operating Wt | Moldboard | Bucket Capacity |
|---------|--------|--------|--------------|-----------|-----------------|
| Mauldin | M415XT | 130 | 15,000 lbs | 10' x 19" | 3/4 yd |

Highway Class Asphalt Pavers



| Brand | Model | Net hp | Tractor Wt | Paving Width | Hopper Cap |
|-------|----------------|--------|------------|--------------|------------|
| Astec | Roadtec RP-170 | 173 | 29,280 lbs | 15' 6" | 11.5 tons |
| Astec | Roadtec RP-175 | 173 | 32,500 lbs | 15' 6" | 10.0 tons |
| Astec | Roadtec RP-190 | 230 | 36,700 lbs | 19' 6" | 13.8 tons |
| Astec | Roadtec RP-195 | 230 | 39,220 lbs | 19' 6" | 13.8 tons |
| Astec | Roadtec RP-250 | 250 | 39,500 lbs | 19' 6" | 15.8 tons |

Screeds



| Brand | Model | Standard Pave Width | Wide Pave Width |
|-------|-----------------|---------------------|-----------------|
| Astec | Carlson EZIV 08 | 8' - 15' | 22' |
| Astec | Carlson EZIV 10 | 10' - 19' | 26' |
| Astec | Carlson EZR2 08 | 8' - 15.5' | 22' |
| Astec | Carlson EZR2 10 | 10' - 19.5' | 30' |
| Astec | Carlson S-8 | 8' | 24' |
| Astec | Carlson S-10 | 10' | 30' |

Double Drum Rollers



| Brand | Model | Net hp | Operating Wt | Drum Width |
|-------|----------------------------|--------|--------------|------------|
| Sakai | SW354W | 24 | 6,745 lbs | 51" |
| Sakai | TW354 Combi | 24 | 5,865 lbs | 47" |
| Sakai | SW504 | 43 | 8,995 lbs | 51" |
| Sakai | SW504W | 43 | 9,260 lbs | 54" |
| Sakai | TW504 Combi | 24 | 7,740 lbs | 51" |
| Sakai | SW654 | 73 | 15,585 lbs | 58" |
| Sakai | SW654 Split Drum | 73 | 17,570 lbs | 58" |
| Sakai | SW654ND OSC | 73 | 16,250 lbs | 58" |
| Sakai | SW774 Tandem | 110 | 22,090 lbs | 66" |
| Sakai | SW774ND OSC | 110 | 23,270 lbs | 66" |
| Sakai | SW884 Guardman Tandem | 130 | 28,415 lbs | 79" |
| Sakai | SW884 Tandem | 130 | 28,415 lbs | 79" |
| Sakai | SW884ND Guardman OSC | 130 | 28,415 lbs | 79" |
| Sakai | SW884ND OSC | 130 | 28,415 lbs | 79" |
| Sakai | SW994 | 130 | 29,255 lbs | 84" |
| Sakai | SW994ND OSC | 130 | 29,960 lbs | 84" |
| Sakai | GW754 Tire | 110 | 19,510 lbs | 77" |
| Sakai | R2H-4 Three Wheel Guardman | 73 | 30,955 lbs | 83" |
| Sakai | R2H-4 Three Wheel Static | 73 | 30,955 lbs | 83" |

Pavers



| Brand | Model | Net hp | Total Wt | Standard Pave Width | Max Pave Width |
|---------|-------|--------|------------|---------------------|----------------|
| Mauldin | 1360 | 75 | 13,000 lbs | 4' - 8' | 8' |
| Mauldin | 1560 | 74 | 12,500 lbs | 8' - 15.5' | 17.5' |
| Mauldin | 1860 | 110 | 19,500 lbs | 8' - 15.5' | 17.5' |
| Carlson | CP100 | 100 | 22,000 lbs | 8' - 15' | 17' |
| Carlson | CP130 | 130 | 22,500 lbs | 8' - 15' | 17' |

Asphalt Distributors




BLACK-TOPPER™ FEATURES

- Custom tank sizes, with capacity options between 1,000 and 4,500 gallons
- One person operation with controls from the truck cab or near the rear of the distributor
- Electronic asphalt pump speed controls for more precise control
- Full circulating 12-foot spray bar with folding wings electric-hydraulic shifting
- Balanced, dual feed asphalt flow for uniform application across the full bar
- Meets all federal regulations for hot products



Legacy ChipSpreaders



FEATURES

- Hydrostatic 4 wheel drive package
- Variable width front spreader hopper
- Computer maintains uniform aggregate application even during changes in road speed
- Stores five different application rates
- Powerful Cummins diesel engine standard
- Variable width hopper hydraulically extends and retracts while spreading to cover the entire road and shoulder in one pass
- Folding Bat Wing Rear receiving hopper provides increased aggregate capacity and easy clean out of hopper
- Two sizes: Standard and BIG



Blackhawk® Lowboy Trailers



PAVER SPECIAL FEATURES

- Air Suspension - +3" adjustable ride height
- Full Width rear deck covered with 1.5"
- High lift gooseneck has over 35" of vertical travel
- Simple one hand adjustment of deck height and/or fifth wheel setting. No doors, shims or spacers

LIVE BOTTOM TRAILER FALCON FEATURES

- 42" wide belt. No slats to break, bend or wear. Unloads in 1/2 revolution of belt
- Bolt in easy to adjust and replace flashing covers
- Lightest in the industry. Optional aluminum bogie gains even more weight reduction
- One trailer does it all - hot mix asphalt, sand, gravel, recycled material, low slump concrete, aggregates small and large, and more



Crack Sealers



ECS 250/400 FEATURES

- Requires no solvent flushing at end of shift; no need to carry solvent on the machine
- Equipped with both automatic and manual operating controls, allowing custom functionality
- Closed loop, flow controlled hot oil system, controlled by a high pressure diesel burner
- Standard hose boom & swivel, keeps hose off the ground and prevents operator fatigue, also protects heating elements from road surface friction wear



Sealcoating Equipment



PAVEMENTSAVER II FEATURES

- Spray bar starts at 8 ft and can extend to 12 ft
- Hydraulic drive system is an independent circuit. No crossover power loss
- Dual braking systems, hydrostatic operational brakes and enclosed two wheel wet disc brakes for emergencies and parking
- Joystick operator controls

PAVEMENTSAVER III FEATURES

- Variable speed direct drive hydraulic Agitated Mixer
- Spray bar starts at 8 feet and can extend to 12 ft
- ARC system uses pressure sensing technology, allowing for computer control of spray system application
- Hydrostatic braking through the full range of operation

BC502SC FEATURES

- All spread, circulate & load functions are selected from the cab or side control
- Heavy duty 4.75 cu. in (75 cc) Sauer-Danfoss hydrostatic piston pump
- Cab control of the GSY, spray-bar asphalt valves, diagnostics, spray-bar raise, lower, side shift and spray-bar flush
- Break away wings to prevent damage if an object is struck while spreading product, shear pin replaceable in less than one minute
- On-Board Diagnostics

ADDITIONAL EQUIPMENT

Hills Machinery is your full end-to-end equipment provider with Construction, Environmental / Recycling and Paving equipment divisions. New or used equipment sales, rental, service, parts, attachments, financing solutions, equipment training and collaborative fleet management — Hills Machinery has you covered. Let us know how we can help.

SOIL COMPACTORS

EXCAVATORS

WHEEL LOADERS

MOTOR GRADERS

DOZERS

**ARTICULATED
HAUL TRUCKS**

DUMP TRAILERS

SKID STEER LOADERS

**COMPACT TRACK
LOADERS**

CRUSHING EQUIPMENT

SCREENING EQUIPMENT

TRACTORS

DISKS

SCRAPERS

MOWERS

BREAKERS

PULVERIZERS

AND MORE!



PARTS



SUPPORT



TRAINING



Hills Machinery provides customers with access to application-specific training for their operators, service technicians, and general paving professionals. Each course is taught by technicians with decades of field experience. Attendees will enhance their understanding of proper equipment operations and maintenance through both instructor-led discussions and extensive hands-on learning opportunities.

1

ROAD CONSTRUCTION TECHNICAL TRAINING PROGRAMS

- Focus on road construction
- Skills taught include diagnostics and repair of paving, milling, and material transfer vehicle operations

2

ASPHALT PAVER TECHNICAL SERVICE SCHOOL

- Focus on road-building paver equipment
- Skills taught include safe operation, maintenance and service, engine diagnostics, troubleshooting, electrical systems, and hydraulic systems, as well as grade control and screed adjustment

3


COLD PLANER TECHNICAL SERVICE SCHOOL

- Focus on road-building paver equipment
- Skills taught include safe operation, maintenance and service, engine diagnostics, troubleshooting, electrical systems, and hydraulic systems, as well as grade control and screed adjustment

4

MATERIAL TRANSFER VEHICLE TECHNICAL SERVICE SCHOOL

- Focus on Shuttle Buggy™ MTV
- Skills taught include proper maintenance, engine diagnostics, troubleshooting, electrical systems, and hydraulic systems, as well as best practices and wear component recognition



888-680-9073

hillsmachinery.com/paving