

**North Carolina Statewide Term Contract 760H
Construction Equipment – Bid Number: 201700221**

PERFORMANCE YOU CAN COUNT ON
EQUIPMENT • PARTS • SERVICE • RENTALS
WWW.HILLSMACHINERY.COM 888.830.5939



INDEX

CASE EQUIPMENT

Category 1 - Excavators.....	3
Category 3 - Compact Track Loaders	3
Category 4 - Wheel Loaders	4
Category 5 - Skid Steer Loaders	4
Category 6 - Backhoe Loaders	4
Category 8 - Crawler Dozers.....	5
Category 10 - Motor Graders.....	5
Category 14 - Rollers	5
Category 15 - Rough-Terrain Forklifts.....	6
Category 19 - Landscape Loader.....	6

CATEGORY 19

Terex.....	7
Edge.....	9
Gradall.....	10
Globe Trailers.....	11
Henke.....	12

ATTACHMENTS & ACCESSORIES...13

PARTS & SERVICE.....15

HILLS MACHINERY

Founded by Adam and Jim Hills, Hills Machinery sells, rents and repairs equipment with a dedicated group of heavy equipment industry professionals to ensure quality performance, quality parts and quality customer service. Over the last several years, Hills Machinery has continued to evolve and consistently serve their customers with first-class treatment and offerings in the industry.

Today, Hills Machinery operates seven locations across the Carolinas that not only offer CASE equipment, but also Rubble Master, Terex Finlay, Gradall, Edge Innovate, Globe Trailers, CASE Hammers, a wide variety of ground engaging tools and attachments and much more. The company continues to improve their service and do whatever it takes to satisfy their customers' equipment needs.



Category 1

HYDRAULIC EXCAVATORS

Model	CX130D	CX160D	CX210D	CX250D	CX300D	CX350D	CX490D	CX500D	CX750D
Net hp	102	112	160	177	207	268	362	362	512
Operating Wt (lb)	29,100	38,400	48,900	56,900	67,200	82,483	109,300	111,800	158,300
Max Dig Depth	18' 3"	19' 11"	21' 10"	22' 8"	23' 4"	24' 1"	24' 11"	21' 4"	28' 1"

**MIDI/MINI EXCAVATORS**

Model	CX17C	CX26C	CX33C	CX37C	CX57C	CX60C	CX80C
Gross hp	16.8	24.8	24.4	24.4	66.9	64.7	53.6
Operating Wt (lb)	3,748	5,520	7,110	7,990	12,050	12,940	18,900
Max Dig Depth	7' 3"	7' 11"	9' 11"	10' 3"	12' 6"	11' 9"	13' 9"

HYDRAULIC EXCAVATORS

Model	CX75C SR	CX145D SR	CX245D SR
Gross hp	54	102	160
Operating Wt (lb)	16,400	31,967	56,900
Max Dig Depth	13' 7"	18' 1"	20' 1"



Category 3

**COMPACT TRACK LOADERS**

Model	TR270	TR310	TR340	TV380
Gross hp	74	74	90	90
Operating Wt (lb)	8,270	8,880	10,000	10,550
Rated Operating Capacity (lb)	2,700	3,100	3,400	3,800

CASE
CONSTRUCTION

Category 4



FULL-SIZE WHEEL LOADERS

Model	521G	621G	721G	821G	921G	1021G	1121G
Net Peak hp	131	162	179	211	242	296	320
Operating Wt (lb)	24,290	28,159	32,492	40,057	45,070	55,282	61,650
Bucket Capacity (yd³)	2.3	2.75	3.25	4.25	4.75	5.5	6.25

COMPACT WHEEL LOADERS

Model	21F	121F	221F	321F
Net Peak hp	58	64	74	74
Operating Wt (lb)	11,272	11,618	12,547	13,303
Bucket Capacity (yd³)	0.92	1.05	1.2	1.3




Category 5



SKID STEER LOADERS

Model	SR130	SR160	SR175	SV185	SR210	SR240	SR270	SV280	SV340
Gross hp	48.8	60	67	60	74	74	90	74	90
Operating Wt (lb)	5,180	5,645	6,270	6,570	6,970	7,400	8,117	8,090	9,100
Rated Operating Capacity (lb)	1,300	1,600	1,750	1,850	2,100	2,400	2,700	2,800	3,400

Category 6



BACKHOE LOADERS

Model	580N EP	580N 4WD	580SN 4WD	580SN WT 4WD	590SN
Net hp	74	90	97	97	110
Operating Wt - 4WD (lb)	15,810	17,751	19,067	20,077	20,532
Backhoe Bucket Breakout Force (lbf)	11,517	11,517	14,452	15,070	15,853



Category 8

**CRAWLER DOZERS**

Model	650M	750M	850M	1150M	1650M	2050M
Net hp	74	92	112	127.4	150	214
Operating Wt (lb)	16,405	20,040	21,980	31,134	37,756	45,414
Blade Width	109-120"	120"	124"	132"	156"	157.5"

Undercarriages available: WT, LT, LGP, Semi-u & PAT configurations

Category 10

MOTOR GRADERS

Model	865B	865B AWD	885B	885B AWD
Net hp	178/190/205	178/190/205	205/219	205/219
Operating Wt (lb)	33,796	35,273	39,771	41,248
Blade Width	13'	13'	14'	14'



Category 14

COMPACTION - Double Drum Rollers

Model	DV23	DV26	DV36	DV45	DV209D	DV210D
Gross hp	32.5	32.5	41.6	41.6	100	100
Operating Wt (lb)	4,960	5,423	8,245	10,296	21,080	22,930
Drum Width	39.4"	47.2"	51.2"	54.3"	66"	66"

**COMPACTION - Combinations Rollers**

Model	DV23CC	DV26CC	DV45CC	DV209CD
Gross hp	30.6	30.6	40.8	100
Operating Wt (lb)	4,740	4,916	9,535	20,750
Drum Width	39.4"	47.2"	54.3"	66"

COMPACTION - Pneumatic Rollers

Model	PT240
Gross hp	99
Operating Wt (lb)	20,525
Drum Width	78.1"



Category 14



COMPACTION - Soil

Model	SV208D Tier 4	SV212D	SV216D
Gross hp	74	148	148
Operating Wt (lb)	15,170	25,386	31,479
Drum Width	67"	86.6"	84"

Category 19



LANDSCAPE LOADER

Model	570N EP
Net hp	74
Operating Wt - 4WD (lb)	14,508
Loader Lift Capacity (lb)	6,503

Category 15

ROUGH-TERRAIN FORKLIFTS



Model	586H	588H
Gross hp	74	74
Operating Wt (lb)	14,621	16,978
Lift Capacity (lb)	6,000	8,000

PROTECTED BY

ProCare

CASE

CONSTRUCTION

3K 3-year/3000-hr. Full-Machine Factory Warranty*

+

 3-year/3000-hr. Planned Maintenance


+

 3-year Advanced SiteWatch™ Subscription

THREE YEARS OF PREDICTABLE OPERATING COSTS*

Hills Machinery and CASE ProCare have you covered!

Not all heavy machine support is built the same. Only CASE ProCare delivers protection with your operating costs in mind with industry-exclusive heavy machine support. Thanks to a single, simple predictable payment for machine and maintenance, ProCare protects more than your machine - it protects your business.



*See CNH Warranty and Limitation of Liability for complete terms and limits of warranty. CASE ProCare comes standard on new heavy machine orders.

Category 19

RUBBLE MASTER MOBILE IMPACT CRUSHERS

Model	RM60GO!	RM 70GO!	RM 90GO!	RM 100GO!
Tons Per Hour (tph)	up to 90	up to 140	up to 200	up to 275
Machine Wt (lb)	29,700	47,000	62,500	74,700

**TEREX IMPACT CRUSHERS**

Model	I-100	I-110	I-140	I-100RS	I-110RS	I-140RS
Tons Per Hour (tph)	260	260	350	260	260	350
Machine Wt (lb)	59,525	73,854	107,410	74,847	106,153	159,394

TEREX JAW CRUSHERS

Model	J-1480	J-1175	J-1175 Dual Power	J-1170	J-1170 AS	J-1160	J-960
Machine Wt (lb)	165,787	113,096	119,711	107,806	120,372	73,854	64,485
Tons Per Hour (tph)	750	475	475	400	400	350	175

**TEREX HEAVY DUTY SCREENS**

Model	893	883+	883+ Spaleck	873	873 Spaleck	863
Tons Per Hour (tph)	800	600	500	450	450	280
Machine Wt (lb)	106,000	68,340	67,240	57,982	56,879	40,345

**TEREX® FINLAY**

Category 19



TEREX INCLINED SCREENS

Model	683T	683W	694+	693+	693+ Spaleck	684 2-Deck	684 3-Deck	674 3-Deck	984
Machine Wt (lb)	53,462	53,462	86,531	73,855	73,855	63,380	53,462	62,832	96,019
# of Stockpilers	3	3	4	3	3	2	3	4	4
Tons Per Hour (tph)	275	275	600	550	550	500	500	500	800



ASIP (AUTOMATED SERVICE INSPECTION PROGRAM)

We know how valuable uptime is in today's demanding construction environment and often whole crews of people and equipment depend on a machine to run and perform. ASIP is a service provided by Hills Machinery Company to help prevent down time by identifying routine repairs and service work to help get ahead of a failure that might leave you and your job at a standstill. We provide a free quick 20-101 point inspection every time our trained technicians touch your equipment. You are quickly notified of any additional items that may need to be addressed now to increase uptime, prevent a future service call and help increase your productivity. Prices are provided in advance for most repairs, so you know what to expect and can feel confident we are doing everything we can to keep your equipment repair costs low and your productivity levels high.



Contact your local Hills Machinery Service department for complete details at 888.830.5939

Category 19

TRACK STACKERS



Models: TS50, TS65, TS80, TS100

MOBILE STACKERS



Models: MS30, MS40, MS50, MS65, MS8036, MS8048, MS8048 24/7, MS10036

RADIAL TRUCK UNLOADER



Model: RTU220

FEEDER TRACKED STOCKPILERS



Models: FTS50, FTS65, FTS65 Mulch Master, FTS75, FTS75 Mulch Master

MODULAR PICKING STATIONS



Model: MPS48

MOBILE TROMMELS



Models: TRM516, TRM622, TRT622

MATERIAL CLASSIFIER



Models: MC1200, MC1400

SLOW SPEED WASTE SHREDDER



Models: Slayer X, Slayer XL

OTHER

Radial Tracked Stackers

Models: RTS8036, RTS8048

Roll Sizer

Models: RS1500

Low-Level Track Stockpilers

Models: LTS50, LTS65, LTS75

Flip Flop Screens

Models: FF16X5, F18X6




Category 19

HIGHWAY WHEELED EXCAVATORS



Model	XL 3100 V	XL 4100 V	XL 5100 V
Gross hp	215	248	315
Operating Wt (lb)	40,930	49,684	57,670
Max Dig Depth	10'	15'	20'

ROUGH TERRAIN WHEELED EXCAVATORS



Model	XL 3300 V	XL 4300 V	XL 5300 V
Gross hp	172	173	173
Operating Wt (lb)	39,294	43,580	51,216
Rated Bucket Breakout Force (lb)	19,300	25,405	25,405

CRAWLER EXCAVATORS



Model	XL 3200V	XL 4200V	XL 5200V
Gross hp	172	173	173
Operating Wt (lb)	39,240	46,862	54,452
Rated Bucket Breakout Force (lb)	19,300	25,405	25,405

CROSSOVER MODELS



Model	D152	D154
Gross hp	220	250
Operating Wt (lb)	32,200	34,500
Rated Bucket Breakout Force (lb)	11,400	11,400



All Highway Wheeled Excavators & Rough Terrain Wheeled Excavators shown are available as Railway Maintenance Machines.

GRADALL

Category 19


GLOBE TAG-ALONG TRAILERS

Model	GTTU15	GTTU20	GTTU25	GTTU30
Deck Size	20'	24'	24'	24'
Operating Wt (lb)	15 ton	20 ton	25 ton	30 ton
Ramp Size	24 x 60	24 x 60	24 x 60	24 x 60

**GLOBE LOWBOYS**

Model	GTBN35-SG	GTBN50-SG	GTBN35-GG	GTBN50-GG	GTBN55-GG
Deck Size	24'	24'	24'	24'	24'
Operating Wt (lb)	35 ton	50 ton	35 ton	50 ton	55 ton
Axle Spacing	49"	49"	49"	54"	54"
Swing	86"	86"	86"	98"	98"

Model	GTBN35-HGG	GTBN50-HGG	GTBN55-HGG	GTBN60-HGG	GTBN65-HGG	GTBN70-HGG
Deck Size	24'	24'	24'	26'	26'	26'
Operating Wt (lb)	35 ton	50 ton	55 ton	60 ton	65 ton	70 ton
Axle Spacing	54"	54"	54"	54"	54"	54"

**GLOBE DUMP TRAILERS**

Model	GTDD20-30Y	GTDD30-45Y	GTDD30-60Y	GTDD30-75Y
Deck Size	30	45	60	75
Operating Wt (lb)	20 ton	30 ton	30 ton	30 ton
Size	30'	30'	30'	36'

**OTHER**

Flip Axle Trailers - 1 to 4 axles

Spreader Bars - 14'1", 50 to 65 ton



Category 19

HENKE CARTRIDGE SPREADERS

Model	HXC-2000-9	HXC-2000-10	HXC-2000-11	HXC-2000-12	HXC-2000-13	HXC-2000-14	HXC-2000-15
Length	9'	10'	11'	12'	13'	14'	15'



HENKE UNDER TAILGATE SPREADERS

Model	UTS-9
Unit length	96"
Weight	66 lbs

HENKE REVERSIBLE END LOADERS

Model	REL-10	REL-12	REL-14	REL-16	REL-18	REL-20
Length	10'	12'	14'	16'	18'	20'

HENKE FOLDING V-PLOWS

Model	FV12	FV14	FV16	FV18	FV20
Length	12'	14'	16'	18'	20'
Blade height	48"	48"	48"	48"	48"
Blade width	144"	144"	144"	144"	144"
Vee	130"	130"	130"	130"	130"
Angle	124"	124"	124"	124"	124"

LOADER BACKHOE PLOWS

Model	LB10	LB11
Width	10'	11'

OTHER

All-Hydraulic Wings

- AHW12 Fixed Rear
- AHW12 Rear Ripper
- AHW12 Elevating Rear

Parallel Lift Group-Extra Heavy

- STB 1400 lbs

Scarifier Tool Bar Lift Group

- V-PIC

HENKE DOZER BLADES

Model	DB8	DB9
Width	8'	9'
Attachment	Scarifier Sockets	Parallel Hooks

HENKE SEVERE DUTY DOZER BLADES

Model	Sddb10	Sddb12	Sddb14	Sddb16
Width	10'	12'	14'	16'
Height	48"	48"	48"	48"



Hills Machinery offers a variety of attachments and accessories to meet all your needs. Expand the versatility and increase the performance of the machines in your fleet with our selection of buckets, rakes, augers, and more from the quality brands you trust.

PALADIN

Manufacturer of attachment tools from small tool carriers to large excavators, wheel loaders, tractors, and truck chassis

- Coupler Systems
- Augers
- Sweepers
- And more!



CID X-TREME ATTACHMENTS

Full line of skid steer and tractor attachments

- Buckets
- Grapples
- Rakes
- Trenchers
- Specialty Attachments




WERK-BRAU

Complete lines of heavy equipment attachments for full size and mini excavators, wheel loaders, and backhoes

Rotary Actuators

Construction Attachments

- PowerTilt®
- PowerGrip®
- Buckets
- Couplers
- Thumbs
- And more!



BLUE DIAMOND

Skid Steer Attachments

- Grapples
- Brooms
- Brush Cutters
- Rakes
- Forks
- And more!



FAE ADVANCED SHREDDING TECHNOLOGIES

- Mulchers
- Cutters
- Tillers
- Crushers



CASE HAMMERS

Ideal for demolition, construction and road maintenance - made for a variety of machines

- Skid Steers & Compact Track Loaders
- Backhoe Loaders
- Mini Excavators
- Excavators



MACHINE CONTROL SOLUTIONS AVAILABLE:

Equip your Excavators, Dozers, Motor Graders, Wheel Loaders, and SSL/CTLs today!



CASE Construction has partnered with Leica Geosystems to provide machine control solutions that help you deliver faster, high-quality work, job after job for almost any earth-moving application. Perfect your workflow with tailor-made iCON technology for all positioning and measuring tasks. The intelligent, easy-to-use product line and software package enables enhanced performance and profitability by eliminating rework and making repeatable precision a reality.



LEICA GEOSYSTEMS - INTELLIGENT CONSTRUCTION

Fully customizable solutions and cutting-edge technology within the iCON portfolio are adaptable to your specific needs and applications.

iCONstruct

- Customizable hardware and software for positioning and measuring tasks in road and general construction applications. This straightforward, extendable and interchangeable solution offers seamless integration with one user interface.

iCONtrol

- Perfect workflow starts with perfect communication. iCONtrol provides reliable and seamless sensor communication between construction personnel on site and the full range of iCON machine control solutions.

iCONnect

- Connect your site and access your database from anywhere with the iCON telematics web-based suite of tools. View, sync and track every step of your workflow system to reduce machine downtime and monitor your machine fleet in real-time.

iCONsult

- Clear guidance on intelligent construction through an extensive support network ensures the maximum benefit from your investment. Personal service and professional consultancy are at your fingertips while you work.

GRADER SYSTEMS



Automatic elevation and slope control with our 2D and 3D systems increase precision and save material costs.

DOZER SYSTEMS



Complete 2D and 3D solutions for large earth moving projects allow you to maximize your machine utilization and return on investment.

- when it has to be right

Leica
Geosystems

PARTS

Hills Machinery carries and supplies parts for most major brands in the construction industry ensuring you get the help you need when it matters most. Our experienced parts managers can help you find exactly what you need for new or remanufacturing projects. We maintain a multi-million dollar parts inventory to help deliver your parts as quickly as possible.

- Online parts ordering available
- 24/7 emergency parts support – Call your nearest location today




SERVICE

Hills Machinery is dedicated to maximizing your uptime with on-site service 24 hours a day, 7 days a week. Our factory-trained, certified technicians undergo extensive training to assure their equipment knowledge is cutting edge, so your equipment is serviced correctly the first time. Whether we are working at your job site or in our facilities, our technicians are equipped to provide first-class maintenance and repair services. You are depending on your equipment to keep your business running, and so are we.

- 24 hour emergency field service
- Extended warranties available





NORTH CAROLINA

Charlotte

11717 Reames Rd
Charlotte, NC 28269
Ph **704.208.5564**

Greensboro

2901 Manufacturers Rd
Greensboro, NC 27406
Ph **336.308.3045**

Greenville

415 Belvoir Hwy
Greenville, NC 27834
Ph **252.752.7145**

Raleigh

1501 Hedingham Blvd
Raleigh, NC 27604
Ph **919.746.7938**



SOUTH CAROLINA

Columbia

1014 Atlas Way
Columbia, SC 29209
Ph **803.658.0200**

Charleston

7168B Cross County Rd
N Charleston, SC 29418
Ph **843.225.9377**

Greenville

11 Dixie Circle
Greenville, SC 29605
Ph **864.546.5208**

PERFORMANCE YOU CAN COUNT ON
EQUIPMENT • PARTS • SERVICE • RENTALS
WWW.HILLSMACHINERY.COM 888.830.5939